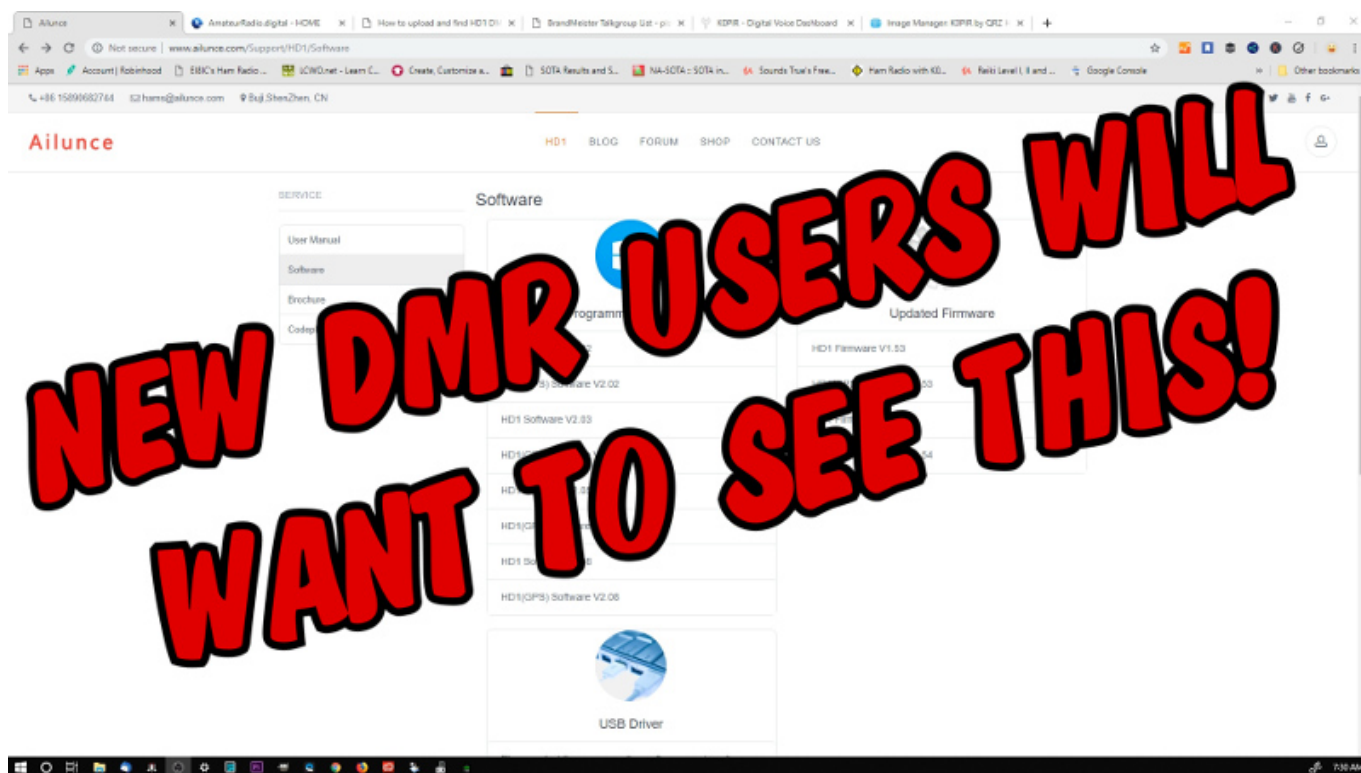


# Ailunce HD1 Codeplug for Hotspot Users

Making a [Ailunce HD1](#) codeplug is easy. All I want to do is use my [Jumbo Spot](#) and my [Ailunce HD1](#) at home. We don't have any digital repeaters in our area so there is no need to program frequencies in for those. There are no zones and no RX group lists. Just priority contacts (talkgroups), my address book and a few simple channels. For the hotspot, have a look at my previous article: [Digital Mobile Radio DMR MMDVM Hotspot Jumbo Spot](#)



## What is a Codeplug?

Simply, the codeplug is your radio's programming file. It contains channels with frequencies and options. Also, RX group lists, zones and other settings if necessary.

The DMR radios that I've seen also save address books. These are files that contain Amateur Radio operators name, callsign and QTH. This is a huge benefit because this information can

be displayed on the front of the radio when listening to a station.

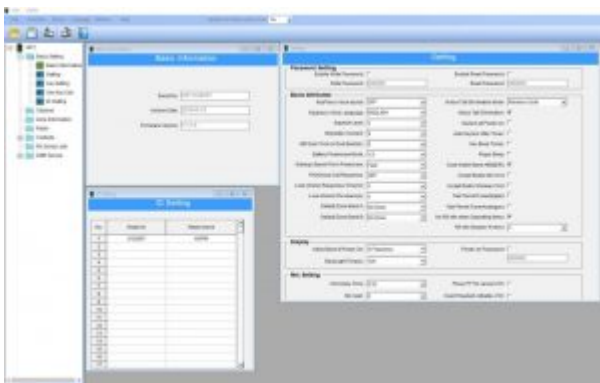


## Ailunce HD1 Codeplug

If you are like me and just want to use your HD1 with a [Jumbo Spot](#) (or any hotspot) this is the easiest codeplug you'll ever find. It's so easy I was really surprised because I saw so much information out there on RX groups lists and zones. There's no need for it. Just the basic setup and some channels with Talkgroups. It's that simple!

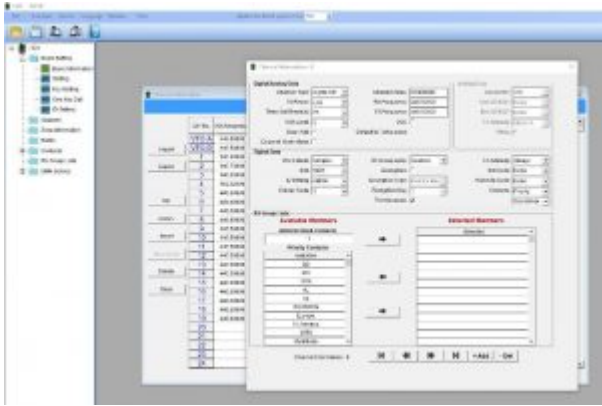
**Talk world-wide with this simple station!**

Here are screen shots from the HD1 software:

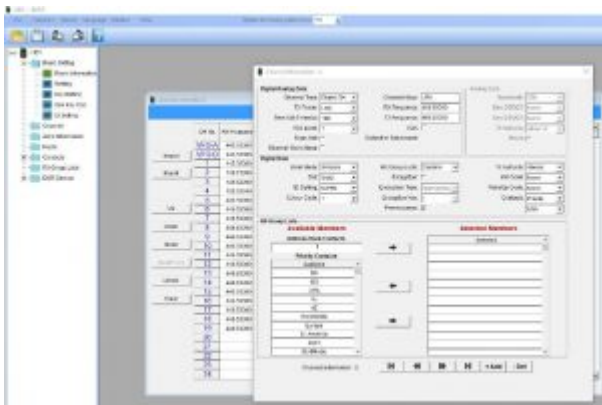


Basic Settings





Channel Details (Example)



Channel Details (Another Example)

## Getting Started Basics with a Ailunce HD1 Codeplug

1. Go to the [Ailunce website and download the HD1 software](#). The HD1 comes with a nice cable and I did not need the USB driver, but there is one there if you need it. There is also updated firmware if needed. I'll put a link below on how to update firmware.
2. If you've been following this project of mine you'll already have a DMR ID, but if you don't have one you can get one [HERE](#). It goes in the Basic Settings shown above.
3. You'll want to download an address book. I got mine [HERE](#).
4. Then you'll need some Talkgroups (priority contacts). Those can be found at the [BrandMeister Talkgroup List](#). See the above screen shots.

## Video

So it's this simple. Have a look at the video because it includes everything you need.

## Thank you

**Next up...** [more on Ham Radio Deluxe and DM780 using the Icom 7300](#). **Later...** [Running two instances of WSJT-X!](#)

If you have any questions, please ask them here. I prefer the comment section here or in YouTube over e-mail because your comments and questions will help others as well.

Thank you for subscribing to this website. I appreciate the comments, questions and suggestions. You can follow me on [Twitter](#), [Facebook](#), [Instagram](#) and [YouTube](#) if you have those.

Please stay in touch and best 73,

Rich, K0PIR

Sources:

[Assembled MMDVM Hotspot – Buy on E-bay](#)

[Ailunce HD1 Software and USB Driver Downloads](#)

[Updating Firmware Video](#)

My previous article: [K0PIR- Digital Mobile Radio DMR MMDVM Hotspot Jumbo Spot](#)

[Address Book Website](#)

[BrandMeister Talkgroup List](#)



Assembled MMDVM Hotspot –  
Buy on E-bay