

HRD Logbook and WSJT-X Integration | New HRD v6.4.0.886

HRD Logbook now includes "QSO Forwarding". With QSO forwarding in HRD Logbook there's no need to use JT Alert, although JT Alert is still beneficial to many users, including myself. According to the author, "Ham Radio Deluxe Logbook receives QSOs directly from WSJT-X as-if they originated in DM-780." This is what many have been waiting for or expected to see. In the past JT Alert and HRD have had an on & off type relationship. This eliminates any future incompatibilities between JT Alert and HRD.

HRD Logbook QSO Forwarding will also work with FT8Call.

HRD Logbook QSO Forwarding

After installing the new HRD v6.4.0.886 you'll see "QSO Forwarding" under Tools>Configure in HRD Logbook.

In the "QSO Forwarding" window we just need to enable "UDP Receive". The "Receive Port" I am using is 2333. My "Target Database" is my default logbook and "My Station fields" I have set to "Merged". See below.

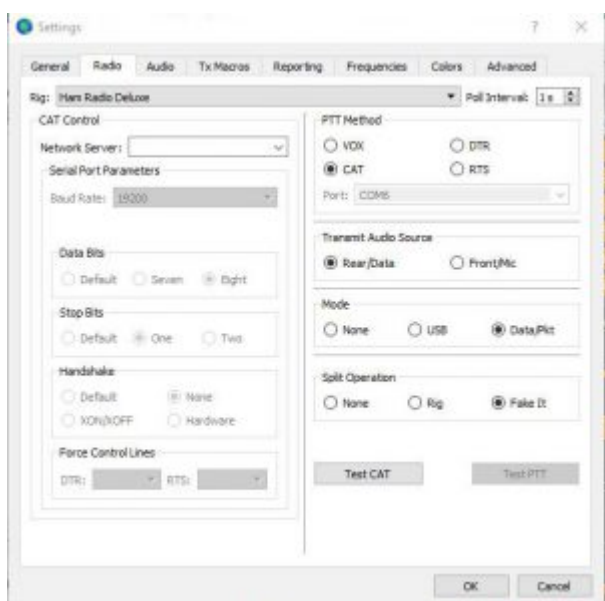
WSJT-X Settings

In WSJT-X I tried using Ham Radio Deluxe as the "Rig". It appears to be working well with my Icom 7610 and should work well with any other radio including the Icom 7300. If you do not start HRD rig control, you can use your radio as the "Rig" with the appropriate "Serial Port Parameters". This may be best for some. See my article ["A New Spin on JT Alert"](#).

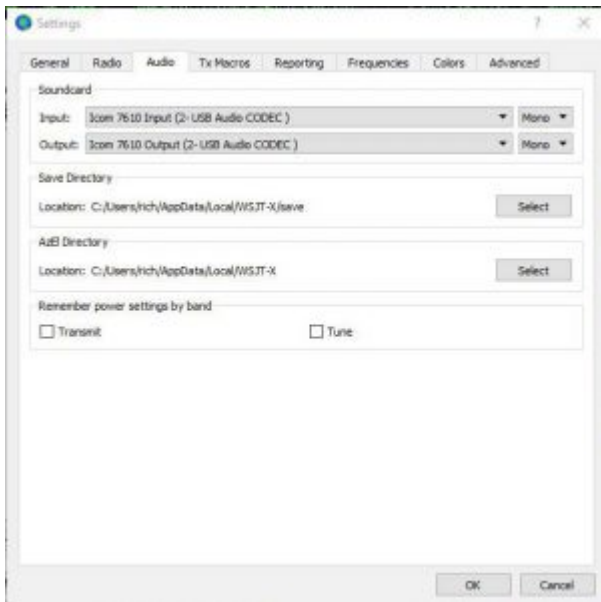
Under the Reporting tab you will need to enable "N1MM Logger+

Broadcasts". I have also enabled the "UDP Server" and under "Network Services" the "PSK Reporter Spotting". I find that beneficial and helpful for others. See below.

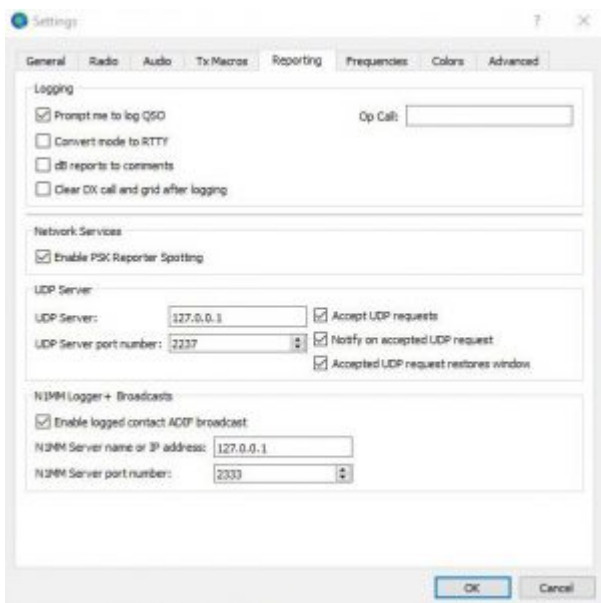
On the "Reporting" tab I also have "Prompt me to log QSO" ticked.



WSJT-X Radio



WSJT-X Audio



WSJT-X Reporting

There is just one USB cable in this configuration between the radio and PC. More explanation is in the video below. [HRD Logbook QSO Forwarding will also work with FT8Call.](#)

Thank you!

A big thanks to subscribers and everyone who posts questions, comments and sends emails to me with ideas and suggestions. I sincerely appreciate it and hope this website helps Ham operators.

Sources:

[Ham Radio Deluxe](#)